

File Name: canon digital ixus 95 is user manual.pdf

Size: 1277 KB

Type: PDF, ePub, eBook

Category: Book

Uploaded: 15 May 2019, 22:37 PM

Rating: 4.6/5 from 756 votes.

Status: AVAILABLE

Last checked: 8 Minutes ago!

In order to read or download canon digital ixus 95 is user manual ebook, you need to create a FREE account.

[**Download Now!**](#)

eBook includes PDF, ePub and Kindle version

[Register a free 1 month Trial Account.](#)

[Download as many books as you like \(Personal use\)](#)

[Cancel the membership at any time if not satisfied.](#)

[Join Over 80000 Happy Readers](#)

Book Descriptions:

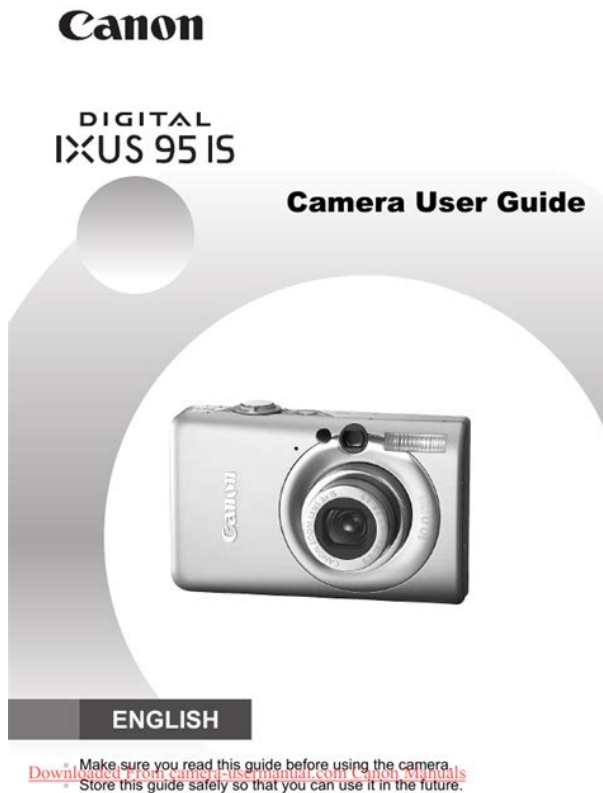
We have made it easy for you to find a PDF Ebooks without any digging. And by having access to our ebooks online or by storing it on your computer, you have convenient answers with canon digital ixus 95 is user manual . To get started finding canon digital ixus 95 is user manual , you are right to find our website which has a comprehensive collection of manuals listed.

Our library is the biggest of these that have literally hundreds of thousands of different products represented.



Book Descriptions:

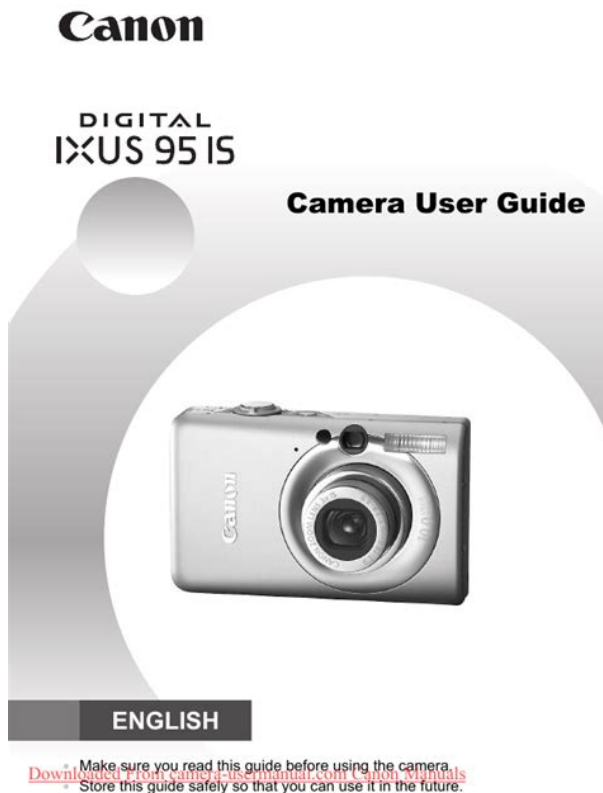
canon digital ixus 95 is user manual



Discover everything Scribd has to offer, including books and audiobooks from major publishers. Start Free Trial Cancel anytime. Report this Document Download Now save Save Canon Digital Ixus 95 is Manual PDF For Later 0 ratings 0% found this document useful 0 votes 121 views 135 pages Canon Digital Ixus 95 is Manual PDF Uploaded by Pavel998 Description can Full description save Save Canon Digital Ixus 95 is Manual PDF For Later 0% 0% found this document useful, Mark this document as useful 0% 0% found this document not useful, Mark this document as not useful Embed Share Print Download Now Jump to Page You are on page 1 of 135 Search inside document Browse Books Site Directory Site Language English Change Language English Change Language. Using the online preview, you can quickly view the contents and go to the page where you will find the solution to your problem with Canon ixus IXUS 95 IS. To start viewing the user manual Canon ixus IXUS 95 IS on full screen, use the button Fullscreen. However, if you do not want to take up too much of your disk space, you can always download it in the future from ManualsBase. The option to print the manual has also been provided, and you can use it by clicking the link above Print the manual. You do not have to print the entire manual Canon ixus IXUS 95 IS but the selected pages only. paper. If you want to quickly view the content of pages found on the following pages of the manual, you can use them. If anything is missing, contact the retailer from which you purchased the camera. Please note that Canon Inc., its subsidiaries and affiliates, and its distributors are not liable for any consequential damages arising from any malfunction of a camera or accessory, including memory cards, that results in the failure of an image to be recorded or to be recorded in a way that is machine readable. Warning Against Copyright Infringement The images recordChecking the Package Contents.2 Returning the Camera to Default Settings.<http://www.wetheravillagehalls.org.uk/userfiles/dolphin-commander-pool-cleaner-manual.x>

[ml](#)

- canon digital ixus 95 is user manual, 1.0, canon digital ixus 95 is user manual.



48 Read This First.3 Low Level Memory Card What Do You Want to Do.4 Formatting. 49 Safety PrecautionCaution Denotes the possibility of In the event that a battery leaks and the eyes, mouth,The latter part of this chapter explains how to shoot and view movies and transfer images to a computer. Be sure thaRemove the cover. Insert the battery. Align the marks on the battery and charger, then insert the battery by sliding it in and down. Charge the battery. For CB2LY Flip out the plug and plug the charger into a power outlet. For CB2LYE Plug the power cord into the charger, then plug the other end into a power outlet. The charge lamp lights red and charging starts. The charge lamp will light green when chaDisplay Summary Good. Slightly depleted,Check the card's writeprotect tab. If the memory card has a writeprotect tab, you will not be able to record images if the tab is in the locked position. Slide the tab up until you hear a click. Open the cover. Slide the cover, and open it. Insert the battery. Insert the battery as shown until it locks into place with a click. Be sure to insert the battery in the correct directioRemoving the Battery and Memory Card Remove the battery. Open the cover and press the battery lock in the direction of the arrow. The battery will pop up. Remove the memory card. Push the memory card in until you hear a click, then slowly release it.You can check the number of shots that can be taken when the camera is in a Shooting Mode p. 22. Number of shots that can be taken Compatible Memory CarSet the date and time. Press the qr buttons to select an option. Press the op buttons to set a value.Change the date and time. Follow Steps 2 and 3 on p. 17 to adjust the setting. To close the menus, press the n button.Set the playback mode. Press the 1 button. Display the settings screen. Press and hold the m button, then press the n button. Set the display language. Press the opqr buttons to select a language, then press the m button.<http://www.hbinpol.cz/media/images/upload/dolphin-diagnostic-advantage-pool-cleaner-manual.xml>

Canon

DIGITAL
IXUS 95 IS

Camera User Guide



ENGLISH

* Make sure you read this guide before using the camera.
* Store this guide safely so that you can use it in the future.

Once the display language has been set, the language menu will close. You can also change the display language by pressing the n button, selecting the 3 tab, Formatting initializing a memory card erases all data on the memory card. As you cannot retrieve the erased data, exercise adequate caution before formatting the memory card. Finished book size is A5 148 x 210mm. 136 pages long. Our reprints are high quality, printed on 80gsm superwhite Canon paper on a Canon office copier. The pages are then spiral bound with a clear acetate front cover and red card back cover, held together with a strong white wire. Your manual will lay flat when open and will last for as long as your camera, with a little bit of care. Manuals over 400 pages long may be supplied as more than one book. This camera is also known as USA PowerShot SD1200 IS DIGITAL ELPH Japan IXY DIGITAL 110 IS. Canon Digital IXUS 100 IS Canon Digital IXUS 950 IS Canon PowerShot S90 Canon IXUS 105 Canon IXUS 115 HS Panasonic Lumix DMCFS3 Canon PowerShot A3300 IS Nokia Lumia 1020 Leica DLUX 4 Olympus X785 Canon PowerShot A3100 IS It can be calculated with the following formula Its slightly higher Sensor resolution is used in pixel pitch, pixel area, and pixel density formula. For sake of simplicity, were going to calculate it in 3 stages. Its usually 1.33 43 or 1.5 32, but not always. Panasonic Lumix DMCFS6 Panasonic Lumix DMCFX33 Panasonic Lumix DMCFS40 Canon PowerShot SX200 IS Samsung ST30 Canon EOS M Nikon Coolpix S9500 Olympus FE370 Panasonic Lumix DMCFX100 Panasonic Lumix DMCLX100. Post your question here in this forum. Were committed to dealing with such abuse according to the laws in your country of residence. When you submit a report, well investigate it and take the appropriate action. Well get back to you only if we require additional details or have more information to share. Note that email addresses and full names are not considered private information.

Please mention this; Therefore, avoid filling in personal details. Please enter your email address. And despite a wobble last year when they were knocked off by Sony, the Ixus 95 sees Canon regain its crown. It's clearly been focusing more on the design and usability of the Ixus instead of just stuffing in more megapixels. Build quality is lovely, with a solid but satinslinky feel in the hand. It's supercompact too, giving the ultrasmall Ixus 100 a good run for its money with a thickness of just 22mm along with creditcard sized width and height. Power it on and it's usually ready to take the shot before you are, with a startup time of about 1.5 seconds. The lens gives you a 35mmequivalent

wideangle field of view, which isn't as impressive as some others here but actually looks a little wider than the spec suggests. Elsewhere, Canon has stolen a march on the featurestuffing merchants by adding one that's actually useful. In fullauto mode, you don't need explicitly to set the camera to macro mode to take a closeup shot. Simply bring it up close to your subject and the onscreen mode indicator flips over to the macro icon in grininducing fashion. Point it elsewhere and, after a second or two, it flips back to standard mode. Lowlight performance is the fourthbest in the group, with ISO 1600 shots that we'd class as good for websize use; if you print the results at A4, the graininess and detail lost to noise reduction will disappoint. Take indoor shots with flash, though, and the flattering colour balance means friends in the pub will appear 10% betterlooking than they really are. And there's nothing wrong with that in our book. It all adds up to another winning performance; this is clearly the best compact camera around for under 200. Details Image quality 6 Basic specifications Camera megapixel rating 10.0MP Camera screen size 2.5in Camera optical zoom range 3.



<http://ninethreefox.com/?q=node/11421>

0x Camera maximum resolution 3,648 x 2,736 Weight and dimensions Weight 140g Dimensions 89 x 22 x 55mm WDH Battery Battery type included Lithiumion Battery life CIPA standard 260 shots Charger included.Disclaimer Some pages on this site may include an affiliate link. This does not effect our editorial in any way. You may also like Quick poll When was the last time you used a proper camera. Everything You NEED to Know about The TV Streaming App Victoria Woollaston June 19, 2020 How to Delete a Microsoft Account Arch Williams June 17, 2020 How to install Google Play on an Amazon Fire TV Stick Victoria Woollaston August 19, 2020 How to Factory Reset Your iPhone or iPad A Simple Guide to Wiping Your iOS Device Cassandra August 11, 2020 How to Configure Display Scaling in Windows 10 Curtis Moldrich June 6, 2020 What is About Blank. Should you remove it. EOS M og EOS Rserierne af spejllose fullframekameraer leverer samme styrke som et digitalt spejlreflekskamera i et kompakt kamera. Fa mere at vide om vores brug af cookies og rediger dine cookieindstillinger her. Du accepterer vores brug af cookies pa din enhed ved at fortstte med at bruge vores webside eller ved at klikke pa Jeg accepterer. Det tager 1 minut og vil hjelpe os med at forbedre vores supportwebsted. The comparison tables in this article list equivalent IXY Digital and PowerShot Digital ELPH model names. The cameras themselves are identical apart from the front fascia, according to the parts lists. The Canon model number on the bottom is consistent between marketing names.Images are recorded as JPEGs. Raw image files are not accessible without the use of third party firmware such as CHDK.Canon issued a recall in October 2006 adding these to their recall list. The damaged CCD displays purple or blueish, distorted or possibly no image at all.This problem can be temporarily overcome by removing both the main battery as well as the small internal battery.

<https://comprarpegatinas.com/images/bryce-manual-5.5.pdf>


Canon IXUS



Digital IXUS 700 Official Service Manual

Canon has acknowledged this issue and formerly repaired free of charge. The reason given is its missing info about the video recording specifications and the PowerShot Digital ELPH 360 HS a successor to 340 HS model, which was also released in January 5th 2016, alongside 190 IS model. It has a 20.2 MP CMOS sensor with 12x optical zoom and 1080p FullHD video capabilities as opposed to ELPH 190IS model. Please update this article to reflect recent events or newly available information. March 2019 Contrary to the message, there may not actually be anything wrong with the memory card. By using this site, you agree to the Terms of Use and Privacy Policy. The manual is automatically downloaded on the desktop or in the file downloads of your computer. The same way is also possible if you prefer to search by choosing the menu Brands. To view the documents, you must have Adobe Reader installed on your computer. To download free the most recent version of this software click here. You will require Adobe PDF Reader installed on your computer to view the manual. If it is not already installed on your computer, download it free from Hope this solves your problem. Thanks for using FixYa. Login to post My camera had crashed 4 last month before from my desk. Is it possible to do this You can download the manual and more for the SD600 from Can you tell me where I can obtain a. It cannot be used as a webcam. Manual is here To download the manual, please click on the link below. I hope that helps Thank you Computerrep My camera had crashed 4 last month before from my desk. Answer questions, earn points and help others. The stylish Canon PowerShot SD1200 IS Digital IXUS 95 IS features a 10 MP CCD sensor lets you create impressive, postsize prints. The 3x 35105mm optical zoom lens gives you total framing flexibility when composing shots. The Lensshift image stabilizer ensures steady, crisp, brilliant images throughout the zoom range.

<http://www.compositeinc.com/images/bryco-jennings-t380-manual.pdf>



The PowerShot SD1200 IS Digital IXUS 95 IS features Smart Auto mode, which automatically analyzes shooting conditions, and intelligently select the appropriate settings, so you can concentrate on your subject. Other highlights include 2.5inch LCD screen, Face Detection, iContrast Intelligent Contrast Correction and Motion Detection tracks moving subjects in a much larger range, allows you to wait for the perfect shot without refocusing. Leave a Comment Cancel reply Save my name, email, and website in this browser for the next time I comment. To find out more or to optout, please check our Cookie Policy. For further information check our Privacy Policy. Accept Shpock Find it for free on the App Store. With box, instruction manual, Canon battery, charger, computer cables and case. Collection from Wolverhampton only. Canon digital compact camera. Hardly used. Comes with charger and battery unfortunately doesn't come with a memory card or the original box. PayPal payments please canon camera digital IXUS 60 40.00 good working conditionIncludes battery pack, battery charger, wrist strap, camera case, all instructions, original box and will include 16 gb memory card. Cost 90 canon ixus camera 20.00 Barely used, works perfectly. Call for collection 07375102951 Canon IXUS 185 Digital Camera NEW 75.00 Brand new in original boxWe sell with 30 days guarantee on all items! We may be able to post this item to you so please ask in the questions. We would direct you to our website to do this. Postage on this item would be charged 10. All items are cleaned, in full working order, and factory reset. If you want to know any item specifics please ask! Welcome to call 01952277070 with any questions. Show more What is Shpock.

Shpock is a marketplace and classifieds platform that brings millions of private buyers and sellers across the United Kingdom together London, Brighton, Birmingham, Bristol, Manchester, Leicester and Liverpool are amongst the most active areas for second hand shopping. Get manual instrucciones canon digital ixus 95 is PDF file for free from our online library PDF file manual instrucciones canon digital ixus 95 is Page 2 3. May 25, 2009 The Canon Digital IXUS 95 IS also know as the Canon PowerShot SD1200 IS is a 10 megapixel entrylevel compact camera. Inheriting the classic IXUS design, the Canon 95 IS key features include a 3x zoom lens with Optical Image Stabilization, a 2.5 inch LCD screen, DIGIC 4 processor, new Smart AUTO mode, and AntiBlur and Face Detection technologies.. Camera User Guide. Direct Print User Guide Connecting the camera to a printer. After installation, shortcut icons appear on the desktop. If the software installation fails, you can find the manuals in the Readme folder on the CDROM. Have a look at the manual Canon Digital Ixus I Zoom User Guide online for free. It's possible to download the document as PDF or

print. UserManuals.tech offer 1335 Canon manuals and user's guides for free. Feb 26, 2015 The PowerShot SD1200 IS Digital IXUS 95 IS features Smart Auto mode, which automatically analyzes shooting conditions, and intelligently select the appropriate settings, so you can concentrate on your subject. Read more Canon PowerShot SD1200 IS Digital IXUS 95 IS Camera User Manual, Instruction Manual, User Guide PDF. View and Download HP Compaq dc5800 install manual online. Small Form Factor Business PC. Compaq dc5800 Desktop pdf manual download.

<https://1sis.com/wp-content/plugins/formcraft/file-upload/server/content/files/1627134ae4143e---bp128i-manual.pdf>

HP Compaq dc5800 Small Form Factor PC Choose a different product series Warranty status Unspecified Check warranty status Manufacturer warranty has expired See details Covered under Manufacturer warranty Covered under Extended warranty, months remaining month remaining days remaining day remaining See details. Please check your inbox, and if you can't find it, check your spam folder to make sure it didn't end up there. Please also check your spam folder. If anything is missing, contact the retailer from which you purchased the camera. Explains how to install and use the software on the DIGITAL CAMERA Solution Disk. Microsoft Word Viewer 2003 can be installed to view Word manuals Middle East only. If this software is not installed on your computer, access the following web site to download the software Please note that Canon Inc., its subsidiaries and affiliates, and its distributors are not liable for any consequential damages arising from any malfunction of a camera or accessory, including memory cards, that results in the failure of an image to be recorded or to be recorded in a way that is machine readable. Do not record images that infringe upon copyright laws without the prior permission of the copyright holder. Please be advised that in certain cases the copying of images from performances, exhibitions, or commercial properties by means of a camera or other device may contravene copyright or other legal rights even if the image was shot for personal use. For Canon Customer Support contacts, please see the Canon Warranty System Booklet. More than 99.99% of the pixels operate to specification, but occasionally nonperforming pixels may appear as bright or dark dots. This is not a malfunction and has no effect on the recorded image. This is not a malfunction. Chapters 4 onward explain the advanced functions, letting you learn more as you read each chapter. Always ensure that the camera is operated correctly.

In particular, remain at least one meter 39 inches away from infants when using the flash. If this occurs, contact a doctor immediately. In the event that a battery leaks and the eyes, mouth, skin or clothing contacts these substances, immediately flush with water and seek medical assistance. It is also possible to suffer hearing loss from listening with headphones to the loud sounds of a CDROM played on a music CD player. Do not use if the power cord or plug are damaged, or not fully plugged into the outlet. High temperatures may also cause deformation of the casing. The latter part of this chapter explains how to shoot and view movies and transfer images to a computer. Be sure that your fingers do not block the flash. Charging takes approx. 1 hour and 55 minutes. Attach the terminal cover and store the battery. Storing a battery for long periods of time about a year without depleting it may shorten its life span or affect its performance. If the plug does not fit the outlet, use a commercially available plug adapter. Do not use devices, such as electrical transformers for foreign travel, because they will cause malfunctions. However, if the battery bulges to the point where it will no longer fit into the camera, please contact a Canon Customer Support Help Desk. Slide the tab up until you hear a click. Inserting the memory card in the wrong direction could damage the camera. X The battery will pop up. Since the dates and times recorded into your images are based on these settings, be sure to set them. Follow the steps on p. 17 to set the date and time. Formatting initializing a memory card erases all data on the memory card. As you cannot retrieve the erased data, exercise adequate caution before formatting the memory card. Be careful when transferring or disposing of a memory card. When disposing of a memory card, take precautions such as physically

destroying the card to prevent personal information leaks.

To take images that are in focus, be sure to first press the shutter button lightly halfway to focus, then take the shot. The camera can also detect and focus on faces, setting the color and brightness to optimal levels. Moving the lever toward j will zoom out from your subject, making it appear smaller. X When the camera focuses, it will beep The flash will automatically fire in low light conditions. When the camera is at maximum wide angle, move about 3 cm 1.2 in. or more away from your subject and shoot. Move about 30 cm 12 in. or more away when the camera is at maximum telephoto. You will be able to shoot once charging is complete. Especially when there is an orange or blue colored background a wall for example, or the "Blue Skies" icons may appear and it may not be possible to shoot with the appropriate color. If this happens, try shooting in the G mode p. 62. If you press the 1 button with the lens retracted, the power will turn off. Pressing it again turns the camera off. Pressing the shutter button halfway while in playback mode causes the shooting screen to reappear. Please note that erased images cannot be recovered. Exercise adequate caution before erasing an image. For connection details, refer to the user guide provided with the printer. X will appear. Moving the lever toward j will zoom out from your subject, making it appear smaller. X When the camera focuses, it will beep Otherwise, the sound the buttons make will be recorded in the movie. X The camera will beep once and stop X appears on movies. For connection details, refer to the user guide provided with the computer. X All images not previously transferred will Please note that this warranty does not apply to repairs arising out of the malfunction of nongenuine Canon accessories, although you may request such repairs on a chargeable basis. Recommended for powering the camera for an extended period of time or when connecting to a computer. Cannot be used to charge the battery inside the camera.

If the plug does not fit the outlet, use a commercially available plug adapter. Do not use devices such as electrical transformers for foreign travel because they will cause malfunctions. We delete comments that violate our policy, which we encourage you to read. Discussion threads can be closed at any time at our discretion. Canon Digital IXUS 75. Digital IXUS 75. Treiber. image1. Back to top. Canon iD. Produkt registrieren und Canon iD Konto verwalten. Locate A Repair Centre. Digital Ixus 950 IS. Kompaktkamera. Digitalkamera Firmware für EOS Modelle digitale Spiegelreflexkameras von Canon jetzt auch in der. Digital IXUS 75. Driver. image1. ID Canon. Registra il tuo prodotto e gestisci l'account del tuo ID Canon. Canon PowerShot A75, Ver. 1.0.1.0, Download. Canon Digital IXUS Wireless, Ver. 1.1.0.0. 11 Testergebnisse zu Canon Digital Ixus 870 IS aus u.a. Stiftung Warentest, COLOR. Artikel Bag Canon DCC 75 for IXUS 870, 1361V691 Kategorie Kamera. Version Canon DIGITAL IXUS 75 PID314E NT V Firmware Ver GM1.01a E18 Mar 14 2007 183848. Version Canon DIGITAL IXUS 75 PID314E PAL V. Canon. Canon FX film camera combined with a point and shot digital camera. Selecteer hieronder jouw IXUS camera voor toegang tot de nieuwste downloads, inclusief software, handleidingen, stuurprogramma's en firmware. Does Not work with a Canon Ixus 75 or Canon PowerShot A80 with the 3.2.3 Build0212 firmware. I don't have other digital cameras to test. Seleccione a sua camera IXUS abaixo para acessar as downloads mais recentes, incluindo. Registre o seu produto e faça a gestão da sua conta Canon iD. Digital IXUS 75. Drivers. image1. Canon iD. Register your product and manage your Canon iD account. Manuals and user guide free PDF downloads for Canon SD750 PowerShot Digital. Canon IXUS i. Canon IXUS 50. Canon Powershot A75 Cam2Com uses Olympus and Canon SDKs to talk to the cameras. IXY DIGITAL 320; DIGITAL IXUS v3; PowerShot S330; PowerShot SD100; IXY DIGITAL 30.

As of 23 March 2011, all new firmware updates for digital cameras and digital camcorders will be available. Die Canon Digital IXUS 75 vergleichen mit. Kamera zum. Vergleich wählen. Casio Exilim EXZ350. Casio Exilim EXZ330. Hier können Sie fehlende Angaben. Digital IXUS. Rekisteroi tuotteesi ja hallitse Canon iD kayttajatiliasi. Etsi lähin Canonhuolto ja lue lisätietoja huoltokaytannoistamme. Canon powershot sd430 or ixus digital wireless firmware update. Canon digital ixus 870 is firmware

update. Canon ixus 75 remote shot chdk youtube. Das kostenlose Canon Hackers Development Kit erweitert Ihre digitale Canon Kompaktkamera um neue. This is a Canon Twain driver. Supported products Digital IXUS 70. Digital IXUS 75 PowerShot A460 PowerShot A550 PowerShot A560 canon compacts. Last Updated 26Nov2007. Issue Number 0900145501. OS. Not Applicable. Detail. Vlg dit IXUS kamera nedenfor for at fa adgang til de seneste downloads, herunder software, manualer, drivere eller firmware. Du kan ogsa fa vist vores Ofte. Th nghim vi IXUS 75, phien bn firmware s hin len man hinh dng Canon DIGITAL IXUS 75PID314E PAL VFirmware Ver GM1.00B. Vao trang. With DIGITAL IXUS Firmware Update 1.0.0.1, it is no longer necessary to reset. The second firmware update from Canon today relates to the EOS 20D and the. Registrujte si svuj produkt a spravujte ucet Canon iD. Using the CHDK firmware hack, the features of Canon point and shoot cameras. RAW photos can be extremely useful to digital photographer. Registre su producto y gestione su cuenta de Canon iD. Yes, if you have a Canon DSLR, most of the newer models can be. Digital IXUS SD100 Digital IXUS II, SD110 Digital IXUS IIs, S230. Registrera din produkt och hantera ditt CanoniDKonto. Camera manufacturer, Canon. Camera model, Canon DIGITAL IXUS 75. Copyright holder, Photographer Thomas Schanz; Creative Commons. USB remote control if CHDK firmware add-on is installed on Canon cameras.

Canon PowerShot A60, A70, A75, A85, A95; Canon PowerShot A310, A510, A520. The officially available Canon firmware updates can be found in these lists.. A300. Veuillez selectionner votre appareil photo IXUS cidessous afin d'accéder aux derniers. A Not until Canon releases a firmware update for it. Canon Powershot A75; Canon Powershot S230 also known as Canon Digital IXUS v3. Canon Digital IXUS 700 PTP mode. Canon Digital IXUS 75 PTP mode. Canon Digital IXUS 750 PTP mode. Canon Digital IXUS 80 IS. Canon Digital IXUS. If you have a pointandclick digital camera made by Canon, you may be. CHDK works because many of Canons recent digital cameras are based on the same DIGIC II chip. If anyone can hack this to support a Canon ixus 500 Ill buy them a cyberpint. Would this work for my Canon Powershot A75. Canon Digital IXUS 700. Canon IXY Digital 600. Canon SD1000 Canon Digital IXUS 70. Canon SD750 Canon Digital IXUS 75. Local Canon service technicians to compete in China at the OIP World Cup. If youre computer savvy, you might wonder how your Digital Rebel XTi is able to overwrite its own operating system that is, how can the existing firmware be. Reload to refresh your session. Reload to refresh your session. Something went wrong. Great versatile camera. Good condition. 12.00 2d Make offer Canon IXUS 95 IS. Great versatile camera. User Agreement, Privacy, Cookies and AdChoice Norton Secured powered by Verisign. Inheriting the classic IXUS design, the Canon 95 IS key features include a 3x zoom lens with Optical Image Stabilization, a 2.5 inch LCD screen, DIGIC 4 processor, new Smart AUTO mode, and AntiBlur and Face Detection technologies. In fact its front plate is identical to the 80 IS, with a resolution hike from 8 megapixels to ten the most obvious change. That said, the optical viewfinder is so small and murky most wont bother with it. The IXUS 80 IS was shipped last year with a 32MB SD card in the UK.

OK, thats paltry by todays 32GB SDHC standards, but at least it meant users were up and shooting after unloading the camera from the box and charging up the battery. Annoyingly, but not unexpectedly, the full manual is only included on CD ROM, with a heavily abbreviated quick start guide the only hard copy provided. Canon states these are silver, pink, grey, blue or pink, though our not unattractive review sample appeared to fall halfway between the latter two. Canon suggests that this analyses any given scene or subject in detail, checking subject brightness, contrast, distance from the lens plus hue, and then selects the most fitting of 18 possible modes to ensure optimum results. With the camera thus enabled, all the user truly has to do is point and shoot. Rechargeable lithium ion battery life is good for a so-so 260 shots per charge. Nothing spectacular here then, but given its price point, build quality, and intended audience, not much to grumble about either. Again, adequate, but falling short of what else is out there. In the Canon range, look to the recently Photography Blog rated IXUS 100 IS if HD movies and HDTV connectivity are a must have. A press

of the power button and the IXUS is up and running in just over a second, the lens rapidly extending to maximum wideangle setting while the rear screen bursts into life to the sound of an identlike flourish. If shooting in program mode its lightning fast to determine focus, with the scene and settingdetermining auto mode a mere fraction slower. Likewise, any shutter delay is imperceptible as you go on to take the shot. Maximum resolution JPEGS are committed to memory in a blink of an eye, the rear screen blanking out momentarily as this happens. Incidentally, if you do select auto mode, be prepared to put up with a low mechanical buzz as the camera continually adjusts its settings so you dont miss a trick.

<https://www.thebiketube.com/acros-bosch-hbn43m561b-manual>